

































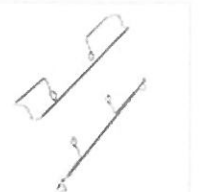







G1540 Companion

Art.Nr.	Bezeichnung	Lieferant	Lagerort
G1541M			
G90000			
G90002M			
G90000	Gussbrenner B4	510067	55.15.01
G90002M	Gussrost 200x480 matt emailiert	510040	16.00.00
G90006	Edelstahlrost GSS8 zu G 3024/3200	510067	08.03.01
G90026E	Flammenabdeckung "FTEG1" zu 1540	510040	68.04.05
G90052	Fettschublade "BFTP-31"	510040	
G90052A	Fettschublade "PM4-09"	510040	
G90104	Hahn "C29SB45FD"	510040	69.03.04
G90151	Zündhahn "C29SBFT45FD"	510040	69.03.02
G90200	Regulierknopf "KNOBBIC" "FD"	510040	69.03.01
G90301	Gasleitblech "CROSSFIRE184SS"	510040	68.03.05
G90302	Fettbehälter "BFTR-ZN"	510040	
G90303	Halterung zu Fettbehälter	510040	
G90325	Fettbehälter alu	510040	69.04.03
G90380	Deckel Companion	510040	68.04.01
G90381	Deckelgriff Companion	510040	68.04.03
G90382	Bein PM Comp.	510040	68.04.04
G90383	Flaschenhalter PM Comp.	510040	68.04.03
G90384	Handgriff L+R PM Comp.	510040	68.04.03
G90151			
G90200			
G90301			
G90302			
G90104			
G90052A			
G90026E			
G90052			
G90006			
G90000			
G90052			
G90006			
G90002M			
G90000			
G90006			
G90026E			
G90052			
G90052A			
G90104			
G90151			
G90200			
G90301			
G90302			
G90303			
G90325			
G90380			
G90381			
G90382			
G90383			
G90384			
G90302			
G90303			
G90325			
G90380			
G90381			
G90382			
G90383			
G90384	